

~~SECRET~~
V-16

EXHIBIT 16

Examples of the illustrations used in the
Educational books:

Basic Study Manual

Children's Grammar Course

Learning How to Learn

Children's Communication Course

Children's Dictionary Course

BASIC STUDY MANUAL



L. Ron Hubbard found that most adults have never really been taught to learn. He discovered the Three Barriers to Study - the blocks to understanding and applying what one learns - and pioneered the effective technology of overcoming them.

This technology, put together for application in the Basic Study Manual,

makes the difference between just piling up data and the actual learning process that brings understanding and success.

The student is taught how to study for application in life, not merely just to pass tests. Suited to all adults, "The Basic Study Manual" is the building block for success in any study.

Such an absence of mass can actually make a student feel **squashed**.




sort of spinny,³



3. spinny: dizzy, as if one were spinning.

It can make him feel **bent**,





MUNICATION



This is a simple grammar book for children put into easily understood form. The purpose of the book is to show the young student the basics of grammar so that he can understand and communicate using the fundamental structure of language itself - which is grammar.

Each part of speech is covered, with its own set of illustration, followed by drills that the student can apply to what he is learning in life.

Designed for ages 7 to 12, this grammar picture book helps children communicate more clearly and achieve a higher level of reading and comprehension.


The Children's Grammar book covers the vital and basic terms of grammar and communication.

This book is vital to all children's ability to read, understand and apply in life.


I am standing




We are standing.




You are standing up.




You are standing up.




He is standing up.



They are standing up.



LEARNING HOW TO LEARN



Based on the Works of

L. RON HUBBARD


This is the recommended first study book for children aged 6 to 12.

It is fully illustrated in color by a Disney artist, which, by survey, is the most popular illustration style for children.

"Learning How To Learn" teaches the young student how to get a very sound grasp on how to study. It teaches a child to never go past a word that he or she does not understand without first finding out the meaning of the word. He then must be able to use the word in sentences until he is confident that he knows what the word means.

It also enables a student to spot and handle barriers to study and the various phenomena that not being able to understand words or concepts bring about. A child will not "give up" or "lose interest" in the study of something once he fully understands what lies behind wanting to give up.

Children should be granted the opportunity to enjoy their studies - "Learning How to Learn" grants them this opportunity and sets them up with the basic study skills and study confidence that they will need for the rest of their lives.




Horses have only one toe on each foot.
A young horse is called a foal.
Horses wear metal shoes.

Learning is not just getting more and more facts.
A fact is something that is known to be true.
Getting more and more facts is not learning.



Learning is understanding new things and getting better ways to do things.



CHILDREN'S
COMMUNICATION C




L. RON HUBBARD

CHILDREN'S COMMUNICATION C

CSI PROD NOV 22 1993

259085



The Line Line


The Line Line

The Line Line

The Line Line

MAG QVAN

72





Proposed for Children's Dictionary